



## Visual Checklist

# My Visit to the Children's Museum of Indianapolis

## Visual Checklist

### Instructions:

- Before your visit, print out the checklist and picture pages to help you plan your time at the museum.
- You can read about each gallery on our website and on our sensory map to decide where you want to go.
- Cut out the cards for each area you want to visit and attach them to your checklist. You may want to leave some spaces blank so you can add to your list during your visit.
- Bring your checklist with you to the museum. You may also want to bring the set of cards to say when you need to take a break, use the restroom, etc.
- If appropriate, please go over the "Museum Rules" below with your child prior to your visit.

### Museum Rules:

- I will stay with my family or caregiver when we are in the museum.
- I will use my indoor speaking voice.
- I will use my walking feet in the museum.
- I will wear a face mask in the museum except when I eat in the food court.
- I will stay a safe distance away from people outside of my group.

# My Visit to the Children's Museum of Indianapolis

## COVID-19 Visit Tips

- Advance tickets are strongly recommended for all visitors, including members and donors. If you are not feeling well, please stay home. We will gladly exchange your ticket for a day when you feel better! Tickets can be reserved on the museum's website or by phone at (317) 334-4000.
- The museum's safety protocols continue to evolve in light of the ongoing pandemic. Please check our website before you visit for the most up to date COVID policies ([www.childrensmuseum.org/procedures](http://www.childrensmuseum.org/procedures)).
- Everyone is expected to follow social distancing requirements; please remain at least six feet away from museum staff and other family groups.
- The museum will disinfect all high-touch surfaces regularly throughout the day but will also provide sanitizing wipes and hand sanitizer (while supplies last) for visitors to use as desired.
- *Dinosphere* will be closed through March 2022 for the addition of new Jurassic and marine fossil experiences.
- The museum's drinking fountains have been turned off, but bottle refill stations will be open for use.
- For more information, please see our updated procedures at [www.childrensmuseum.org/procedures](http://www.childrensmuseum.org/procedures), FAQs at [www.childrensmuseum.org/faq](http://www.childrensmuseum.org/faq), or contact our Customer Service Center by phone at (317) 334-4000 or via e-mail at [customerservice@childrensmuseum.org](mailto:customerservice@childrensmuseum.org).

# My Visit to the Children's Museum of Indianapolis

## General Museum Tips

- Parking is FREE in our garage or surface lots on Illinois Street.
- Youth under 18 must be accompanied by an adult at all times. The Museum is weapon and smoke-free.
- Carousel rides are \$1; for members, they're FREE! The carousel is wheelchair accessible – ask a staff member for assistance.
- WiFi is available during museum hours.
- There are family restrooms throughout the museum, as well as a private nursing area in Playscape on Level 3.
- Lockers (\$.75 - \$1.25) and stroller rentals (\$3-5) are available in the Welcome Center.
- Wear play-ready shoes! Closed toe shoes are recommended for Sports Legends Experience and are required for both racing experiences.
- Fidget toys and noise-reducing headphones are available at the Concierge Desk. Our concierge or a member of our security staff can also help you find a quiet space if needed.
- For more information, please visit our accessibility page at [www.childrensmuseum.org/visit/accessibility](http://www.childrensmuseum.org/visit/accessibility), contact our Customer Service Center by phone at (317) 334-4000 or via e-mail at [customerservice@childrensmuseum.org](mailto:customerservice@childrensmuseum.org).



**Closed for construction –  
reopens March 2022 with  
more dinosaurs!**

**Dinosphere**



**All Aboard!**



**Treasures of the Earth**



**Fireworks of Glass**



**Beyond Spaceship Earth**



**Space Object Theater**




**American Pop**



**Take Me There: Greece**




**Barbie You Can Be Anything**



**Stories From Our Community**



**Playscape**



**Carousel Wishes & Dreams**



**The Power of Children**



**Mini Masterpieces**



**ScienceWorks**



**Baseball Boundary Breakers**



**World of Sport**



**Nat'l Art Museum of Sport**



**Riley Children's Health Sports Legends Experience**

**Special Exhibits:  
Please see  
[childrensmuseum.org/exhibits](https://childrensmuseum.org/exhibits)  
for current offerings**



**Museum Store**

**I need a break**



**Food Court**

**I need a restroom**

**I need a drink  
of water**

**I need a quiet space**

**I would like to sit  
down**


**I would like to eat**

**I'm ready to go  
home**

**I need help**

**I need to clean my  
hands**



This is what I will see at The Children's Museum: (Attach pictures or write steps)	All Done 

This is what I will see at The Children's Museum: (Attach pictures or write steps)	All Done 